



WHIRLPOOL OF INDIA LIMITED
(CIN NO. : L29191PN1960PLC020063)

CORPORATE OFFICE : PLOT NO. 40, SECTOR 44, GURUGRAM (GURGAON) - 122 002 (HARYANA), INDIA. TEL: (91) 124-4591300, FAX: (91) 124-4591301.
REGD. OFF. : PLOT NO. A-4 MIDC, RANJANGAON, TAL. SHIRUR, DIST. PUNE 412 220. TEL: (91) 2138-660100, FAX: (91) 2138-232376.
Website : www.whirlpoolindia.com, E-mail : info_india@whirlpool.com

01.11.2022

<p>The Manager Listing Department BSE Limited Phiroze Jeejeebhoy Towers Dalal Street, Mumbai, Maharashtra - 400001</p> <p>Scrip Code - 500238</p>	<p>The Manager Listing Department National Stock Exchange of India Limited, Exchange Plaza, C-1, Block G, Bandra Kurla Complex, Bandra East, Mumbai, Maharashtra - 400051</p> <p>Symbol - WHIRLPOOL</p>
--	--

Subject: Outcome of Board Meeting

Dear Sir,

Pursuant to the provisions of Securities and Exchange Board of India (Listing Obligations and Disclosure Requirements) Regulations, 2015 (Listing Regulations) we wish to inform you that the Board of Directors of the Company at its meeting held today i.e. 01st November, 2022 have approved:

- **The unaudited Financial Results (Standalone and Consolidated) of the Company for the quarter ended on 30th September, 2022**

Please find enclosed:

- Unaudited Financial Results (Standalone and Consolidated) for the quarter ended on 30th September, 2022.
- Limited Review Report of M/s. S.R. Batliboi & Co. LLP (Firm No.301003E/E300005) Chartered Accountants, the Statutory Auditors of the Company as considered and reviewed by the Audit Committee.

In terms of Regulation 47 of the Listing Regulation, the extracts of the financial results, in the prescribed format shall be published on or before 03rd November, 2022 in all editions of Financial Express (English) and Pune edition of Loksatta (Marathi Daily).

The full format of the financial results shall be available on the website of the Stock exchange where equity shares of the Company are listed i.e. www.nseindia.com and www.bseindia.com and on Company's website www.whirlpoolindia.com .



WHIRLPOOL OF INDIA LIMITED
(CIN NO. : L29191PN1960PLC020063)

CORPORATE OFFICE : PLOT NO. 40, SECTOR 44, GURUGRAM (GURGAON) - 122 002 (HARYANA), INDIA. TEL: (91) 124-4591300, FAX: (91) 124-4591301.
REGD. OFF. : PLOT NO. A-4 MIDC, RANJANGAON, TAL. SHIRUR, DIST. PUNE 412 220. TEL: (91) 2138-660100, FAX: (91) 2138-232376.
Website : www.whirlpoolindia.com, E-mail : info_india@whirlpool.com

The meeting of the Board of Directors commenced at 12:45 PM and concluded at 01:25 PM.

Trust this would meet your requirements.

Yours faithfully,

For Whirlpool of India Limited

Roopali Singh
Vice President- Legal and Company Secretary

Plot No. 40, Sector 44,
Gurugram, Haryana - 122002

Independent Auditor's Review Report on the Quarterly and Year to Date Unaudited Standalone Financial Results of the Company Pursuant to the Regulation 33 of the SEBI (Listing Obligations and Disclosure Requirements) Regulations, 2015, as amended**Review Report to
The Board of Directors
Whirlpool of India Limited**

1. We have reviewed the accompanying statement of unaudited standalone financial results of Whirlpool of India Limited (the "Company") for the quarter ended September 30, 2022 and year to date from April 1, 2022 to September 30, 2022 (the "Statement") attached herewith, being submitted by the Company pursuant to the requirements of Regulation 33 of the SEBI (Listing Obligations and Disclosure Requirements) Regulations, 2015, as amended (the "Listing Regulations").
2. The Company's Management is responsible for the preparation of the Statement in accordance with the recognition and measurement principles laid down in Indian Accounting Standard 34, (Ind AS 34) "Interim Financial Reporting" prescribed under Section 133 of the Companies Act, 2013 as amended, read with relevant rules issued thereunder and other accounting principles generally accepted in India and in compliance with Regulation 33 of the Listing Regulations. The Statement has been approved by the Company's Board of Directors. Our responsibility is to express a conclusion on the Statement based on our review.
3. We conducted our review of the Statement in accordance with the Standard on Review Engagements (SRE) 2410, "Review of Interim Financial Information Performed by the Independent Auditor of the Entity" issued by the Institute of Chartered Accountants of India. This standard requires that we plan and perform the review to obtain moderate assurance as to whether the Statement is free of material misstatement. A review of interim financial information consists of making inquiries, primarily of persons responsible for financial and accounting matters, and applying analytical and other review procedures. A review is substantially less in scope than an audit conducted in accordance with Standards on Auditing and consequently does not enable us to obtain assurance that we would become aware of all significant matters that might be identified in an audit. Accordingly, we do not express an audit opinion.
4. Based on our review conducted as above, nothing has come to our attention that causes us to believe that the accompanying Statement, prepared in accordance with the recognition and measurement principles laid down in the aforesaid Indian Accounting Standards ('Ind AS') specified under Section 133 of the Companies Act, 2013 as amended, read with relevant rules issued thereunder and other accounting principles generally accepted in India, has not disclosed the information required to be disclosed in terms of the Listing Regulations, including the manner in which it is to be disclosed, or that it contains any material misstatement.
5. The comparative Ind AS financial information of the Company for the quarter ended September 30, 2021 and year to date from April 1, 2021 to September 30, 2021, included in these standalone Ind AS financial results, were reviewed by the predecessor auditor and the Ind AS financial statements of the Company for the year ended March 31, 2022, were audited by predecessor auditor who expressed an unmodified conclusion and unmodified opinion on those financial information on November 1, 2021 and May 25, 2022 respectively.

For S.R. BATLIBOI & Co. LLP

Chartered Accountants

ICAI Firm registration number: 301003E/E300005

per Sanjay Vij

Partner

Membership No.: 095169

UDIN: 22095169BBPJRD4523



Place: Gurugram

Date: November 1, 2022

Independent Auditor's Review Report on the Quarterly and Year to Date Unaudited Consolidated Financial Results of the Company Pursuant to the Regulation 33 of the SEBI (Listing Obligations and Disclosure Requirements) Regulations, 2015, as amended**Review Report to
The Board of Directors
Whirlpool of India Limited**

1. We have reviewed the accompanying Statement of Unaudited Consolidated Financial Results of Whirlpool of India Limited (the "Holding Company") and its subsidiary (the Holding Company and its subsidiary together referred to as "the Group") for the quarter ended September 30, 2022 and year to date from April 1, 2022 to September 30, 2022 (the "Statement") attached herewith, being submitted by the Holding Company pursuant to the requirements of Regulation 33 of the SEBI (Listing Obligations and Disclosure Requirements) Regulations, 2015, as amended (the "Listing Regulations").
2. The Holding Company's Management is responsible for the preparation of the Statement in accordance with the recognition and measurement principles laid down in Indian Accounting Standard 34, (Ind AS 34) "Interim Financial Reporting" prescribed under Section 133 of the Companies Act, 2013 as amended, read with relevant rules issued thereunder and other accounting principles generally accepted in India and in compliance with Regulation 33 of the Listing Regulations. The Statement has been approved by the Holding Company's Board of Directors. Our responsibility is to express a conclusion on the Statement based on our review.
3. We conducted our review of the Statement in accordance with the Standard on Review Engagements (SRE) 2410, "Review of Interim Financial Information Performed by the Independent Auditor of the Entity" issued by the Institute of Chartered Accountants of India. This standard requires that we plan and perform the review to obtain moderate assurance as to whether the Statement is free of material misstatement. A review of interim financial information consists of making inquiries, primarily of persons responsible for financial and accounting matters, and applying analytical and other review procedures. A review is substantially less in scope than an audit conducted in accordance with Standards on Auditing and consequently does not enable us to obtain assurance that we would become aware of all significant matters that might be identified in an audit. Accordingly, we do not express an audit opinion.

We also performed procedures in accordance with the Circular No. CIR/CFD/CMD1/44/2019 dated March 29, 2019 issued by the Securities and Exchange Board of India under Regulation 33(8) of the Listing Regulations, to the extent applicable.

4. The Statement includes the results of the following entities:

S.No.	Name of the entity	Relationship with the Holding Company
1	Elica PB Whirlpool Kitchen Appliances Private Limited (Formerly known as Elica PB India Private Limited)	- Jointly Controlled Company upto September 28, 2021 - Subsidiary w.e.f. September 29, 2021

5. Based on our review conducted and procedures performed as stated in paragraph 3 above, nothing has come to our attention that causes us to believe that the accompanying Statement, prepared in accordance with recognition and measurement principles laid down in the aforesaid Indian Accounting Standards ('Ind AS') specified under Section 133 of the Companies Act, 2013, as amended, read with relevant rules issued thereunder and other accounting principles generally accepted in India, has not disclosed the information required to be disclosed in terms of the Listing Regulations, including the manner in which it is to be disclosed, or that it contains any material misstatement.



S.R. BATLIBOI & Co. LLP


Chartered Accountants

6. The comparative Ind AS financial information of the Group, for the quarter ended September 30, 2022 and year to date from April 1, 2021 to September 30, 2021, included in these consolidated Ind AS financial results, were reviewed by the predecessor auditor and the Ind AS consolidated financial statements of the Group, for the year ended March 31, 2022, were audited by predecessor auditor who expressed an unmodified conclusion and unmodified opinion on those consolidated financial information on November 1, 2021 and May 25, 2022 respectively.

For S.R. BATLIBOI & Co. LLP

Chartered Accountants

ICAI Firm registration number: 301003E/E300005



per Sanjay Vij

Partner

Membership No.: 095169




UDIN: 22095169 BBPKRD7117

Place: Gurugram

Date: November 1, 2022

WHIRLPOOL OF INDIA LIMITED							
REGD OFFICE : A-4, MIDC, RANJANGAON, TALUKA - SHIRUR, DIST. PUNE, MAHARASHTRA. PIN - 412220							
CIN: L29191PN1960PLC020063, website: www.whirlpoolindia.com, email: investor_contact@whirlpool.com							
Statement of Unaudited Financial Results for the quarter and six months ended 30 September 2022							
(INR in lacs)							
	Standalone						
	3 Months ended			6 Months ended		12 Months ended	
	30/09/2022 (Unaudited)	30/06/2022 (Unaudited)	30/09/2021 (Unaudited)	30/09/2022 (Unaudited)	30/09/2021 (Unaudited)	31/03/2022 (Audited)	
1	Income						
	(a) Revenue from operations	148,891	198,374	160,710	347,265	294,771	599,340
	(b) Other income	2,133	3,090	1,813	5,223	3,213	6,162
	Total income	151,024	201,464	162,523	352,488	297,984	605,502
2	Expenses						
	(a) Cost of raw material and components consumed	91,160	123,247	84,409	214,407	164,192	329,620
	(b) Purchase of traded goods	5,771	19,900	14,079	25,671	29,114	62,732
	(c) Changes in inventories of finished goods, work in progress and stock in trade	7,679	(1,319)	8,809	6,360	3,803	14,472
	(d) Employee benefits expense	14,814	15,482	14,776	30,296	30,532	59,845
	(e) Depreciation and amortisation expense	3,581	4,120	3,264	7,701	6,574	13,628
	(f) Other expenses	22,246	29,323	25,697	51,569	48,643	93,163
	(g) Finance costs	210	210	591	420	959	1,472
	Total expenses	145,461	190,963	151,625	336,424	283,817	574,932
3	Profit before exceptional items and tax (1-2)	5,563	10,501	10,898	16,064	14,167	30,570
	Exceptional items (expense) (net) (refer note 6)	-	-	(211)	-	(211)	(211)
4	Profit before tax	5,563	10,501	10,687	16,064	13,956	30,359
5	Tax expenses						
	(a) Current tax	1,424	3,040	3,147	4,464	4,639	8,121
	(b) Adjustment of tax relating to earlier periods/year	-	-	-	-	-	1
	(c) Deferred tax	77	(329)	(309)	(252)	(866)	(48)
	Income tax expense	1,501	2,711	2,838	4,212	3,773	8,074
6	Profit for the period/ year (4-5)	4,062	7,790	7,849	11,852	10,183	22,285
7	Other comprehensive income						
	Items that will not be reclassified to profit or loss in subsequent periods, net of tax	16	93	(172)	109	(51)	(816)
	Other comprehensive income for the period/ year, net of tax	16	93	(172)	109	(51)	(816)
8	Total comprehensive income for the period/ year, net of tax (6+7)	4,078	7,883	7,677	11,961	10,132	21,469
9	Paid up equity share capital (Face value of INR 10/- each)	12,687	12,687	12,687	12,687	12,687	12,687
10	Other Equity	-	-	-	-	-	285,235
11	Earning per equity share (EPS) (Nominal value of INR 10/- each)						
	- Basic and Diluted (INR)	3.20	6.14	6.19	9.34	8.03	17.56
		(not annualised)	(not annualised)	(not annualised)	(not annualised)	(not annualised)	(annualised)

S.R. Ballibol & Co. LLP, Gurugram
for Identification



WHIRLPOOL OF INDIA LIMITED
(CIN No. : L29191PN1960PLC020063)

CORPORATE OFFICE : PLOT NO. 40, SECTOR-44, GURUGRAM (GURGAON) - 122002 (HARYANA), INDIA TEL. : (91) 124-4591300 FAX : (91) 124-4591301
REGD. OFF. : PLOT NO. A-4 MIDC, RANJANGAON, TAL. SHIRUR, DIST. PUNE-412 220 TEL. : (91) 2138-660100 FAX : (91) 2138-232376
Website : www.whirlpoolindia.com, E-mail : info_india@whirlpool.com

WHIRLPOOL OF INDIA LIMITED						
REGD OFFICE : A-4, MIDC, RANJANGAON, TALUKA - SHIRUR, DIST. PUNE, MAHARASHTRA. PIN - 412220						
CIN: L29191PN1960PLC020063, website: www.whirlpoolindia.com, email: investor_contact@whirlpool.com						
Statement of Unaudited Financial Results for the quarter and six months ended 30 September 2022						
(INR in lacs)						
	Consolidated					
	3 Months ended			6 Months ended		12 Months ended
	30/09/2022 (Unaudited)	30/06/2022 (Unaudited)	30/09/2021 (Unaudited)	30/09/2022 (Unaudited)	30/09/2021 (Unaudited)	31/03/2022 (Audited)
1 Income						
(a) Revenue from operations	161,154	208,100	160,710	369,254	294,771	619,657
(b) Other income	2,234	3,172	1,813	5,406	3,213	6,330
Total income	163,388	211,272	162,523	374,660	297,984	625,987
2 Expenses						
(a) Cost of raw material and components consumed	95,173	126,169	84,409	221,342	164,192	335,662
(b) Purchase of traded goods	10,646	22,235	14,079	32,881	29,114	68,388
(c) Changes in inventories of finished goods, work in progress and stock in trade	5,739	(1,281)	8,809	4,458	3,803	15,134
(d) Employee benefits expense	15,796	16,415	14,776	32,211	30,532	61,737
(e) Depreciation and amortisation expense	4,153	4,669	3,264	8,822	6,574	14,746
(f) Other expenses	24,909	31,385	25,697	56,294	48,643	97,170
(g) Finance costs	273	268	591	541	959	1,587
Total expenses	156,689	199,860	151,625	356,549	283,817	594,424
3 Profit before exceptional items, share of profit of joint venture and tax (1-2)	6,699	11,412	10,898	18,111	14,167	31,563
Exceptional items gain (net) (refer note 7)	-	-	32,459	-	32,459	32,459
4 Profit before share of profit of joint venture and tax	6,699	11,412	43,357	18,111	46,626	64,022
5 Share of profit of a joint venture (net of tax)	-	-	800	-	1,017	1,017
6 Profit before tax (4+5)	6,699	11,412	44,157	18,111	47,643	65,039
7 Tax expenses						
(a) Current tax	1,882	3,205	3,147	5,087	4,639	8,967
(b) Adjustment of tax relating to earlier periods/year	-	-	-	-	-	(52)
(c) Deferred tax	(85)	(251)	(309)	(336)	(866)	(613)
Income tax expense	1,797	2,954	2,838	4,751	3,773	8,302
8 Profit for the period/ year (6-7)	4,902	8,458	41,319	13,360	43,870	56,737
9 Other comprehensive income						
Items that will not be reclassified to profit or loss in subsequent periods, net of tax	20	103	(171)	123	(48)	(818)
Other comprehensive income for the period/ year, net of tax	20	103	(171)	123	(48)	(818)
10 Total comprehensive income for the period/ year, net of tax (8+9)	4,922	8,561	41,148	13,483	43,822	55,919
Net Profit attributable to						
(a) Equity holders of Parent Company	4,793	8,373	41,319	13,166	43,870	56,637
(b) Non- controlling interest	109	85	-	194	-	100
Other comprehensive income attributable to						
(a) Equity holders of Parent Company	19	102	(171)	121	(48)	(817)
(b) Non- controlling interest	1	1	-	2	-	(1)
11 Paid up equity share capital (Face value of INR 10/- each)	12,687	12,687	12,687	12,687	12,687	12,687
12 Other Equity						323,123
13 Earning per equity share (EPS) (Nominal value of INR 10/- each)						
- Basic and Diluted (INR)	3.78	6.60	32.57	10.38	34.58	44.64
	(not annualised)	(not annualised)	(not annualised)	(not annualised)	(not annualised)	(annualised)

S.R. Balliboi & Co. LLP, Gurugram
for Identification



Notes:

- 1 The standalone and the consolidated financial results of the Company have been prepared in accordance with the Indian Accounting Standards (Ind As) as notified by Ministry of Corporate Affairs pursuant to Section 133 of the Companies Act, 2013 read with rule 3 of the Companies (Indian Accounting Standard) rules, 2015, Companies (Indian Accounting Standards) amendment rules 2016 and in terms of regulation 33 of the SEBI (Listing Obligations and Disclosure Requirements) Regulation, 2015, (as amended) and other accounting principle generally accepted in India.
- 2 The above results, as reviewed by Audit Committee, have been approved by the Board of Directors of the Company in their meeting held on 01 November 2022.
- 3 The consolidated financial results comprise the financial results of the Company and its Subsidiary i.e Elica PB Whirlpool Kitchen Appliances Private Limited (formerly known as - Elica PB India Private Limited) ("Elica India").
- 4 The Company's operations predominantly comprise only one reportable segment i.e., Home Appliances. The above figures reflect the results of this segment as per Indian Accounting Standards - Ind AS 108 on "Operating Segments".
- 5 The certificate obtained from the Managing Director and CFO in respect of above results in terms of Regulation 33 of SEBI (Listing Obligations and Disclosure Requirements) Regulations, 2015 has been placed before the Board of Directors.
- 6 Exceptional item in the standalone statement of profit and loss for the quarter and period ended on 30 September 2021 and for the year ended on 31 March 2022 represents acquisition cost of Elica PB Whirlpool Kitchen Appliances Private Limited (formerly known as - Elica PB India Private Limited) ("Elica India"), subsidiary INR 211 lacs.
- 7 Exceptional item in the consolidated statement of profit and loss for the quarter and period ended on 30 September 2021 and for the year ended on 31 March 2022 represents the fair value gain of INR 32,459 lacs (net of acquisition cost of INR 211 lacs) on existing equity interest in Elica India at the time of acquisition of subsidiary.
- 8 Earning per Share is not annualised for the Quarter ended 30 September 2022, 30 June 2022, 30 September 2021 and for the period ended on 30 September 2022 and 30 September 2021.
- 9 Previous period figures have been re-grouped / re-classified wherever necessary, to conform to current period's classification in order to comply with the requirements of the amended Schedule III to the Companies Act, 2013 effective 1 April 2021.
- 10 The statement of assets and liabilities along with cash flow is as follows :

(INR in lacs)

Particulars	Standalone		Consolidated	
	As at 30 September 2022	As at 31 March 2022	As at 30 September 2022	As at 31 March 2022
	Unaudited	Audited	Unaudited	Audited
Assets				
Non-current assets				
Property, plant and equipment	80,440	64,924	82,051	66,303
Capital work in progress	2,518	7,144	2,537	7,171
Right-of-use assets	10,992	12,626	11,832	13,433
Goodwill	-	-	74,780	74,780
Other Intangible assets	1,290	1,138	25,343	25,826
Intangible assets under development	114	426	114	426
Investment in subsidiary/ Joint venture	59,706	59,706	-	-
Financial assets				
i) Other financial assets	1,898	1,865	2,041	1,979
Non-current tax assets (net)	3,890	5,061	4,280	5,152
Deferred tax assets (net)	4,704	4,490	5,419	5,280
Other non-current assets	6,692	9,351	6,706	9,368
	172,244	166,731	215,103	209,718
Current assets				
Inventories	113,059	121,874	124,353	131,146
Financial assets				
i) Trade receivables	24,607	38,722	29,244	42,979
ii) Cash and cash equivalents	139,478	152,576	149,475	161,017
iii) Bank balances other than (ii) above	328	311	328	631
iv) Loans	148	164	174	178
v) Other financial assets	1,761	1,445	1,842	1,889
Other current assets	16,211	20,451	16,756	21,095
	295,592	335,543	322,172	358,935
Total assets	467,836	502,274	537,275	568,653


S.R. Battiboi & Co. LLP, Gurugram
for Identification



(INR in lacs)

Particulars	Standalone		Consolidated	
	As at 30 September 2022	As at 31 March 2022	As at 30 September 2022	As at 31 March 2022
	Unaudited	Audited	Unaudited	Audited
Equity and liabilities				
Equity				
Equity share capital	12,687	12,687	12,687	12,687
Other equity	291,173	285,235	330,415	323,123
Non Controlling Interest	-	-	14,456	14,260
Total equity	303,860	297,922	357,558	350,070
Non-current liabilities				
Financial Liabilities				
i) Trade payables				
- total outstanding dues of micro enterprises and small enterprises	-	-	-	-
- total outstanding dues of creditors other than micro enterprises and small enterprises	1,013	829	1,013	829
ii) Lease liabilities	8,862	10,026	9,347	10,510
iii) Other financial liabilities	265	266	265	266
Provisions	22,726	23,466	24,213	24,822
Deferred tax liabilities (net)	-	-	6,049	6,208
Government grants	364	393	364	393
	33,230	34,980	41,251	43,028
Current liabilities				
Financial Liabilities				
i) Trade payables				
- total outstanding dues of micro enterprises and small enterprises	1,713	2,219	2,580	2,984
- total outstanding dues of creditors other than micro enterprises and small enterprises	107,408	141,712	112,040	145,184
ii) Lease liabilities	2,318	2,463	2,744	2,849
ii) Other financial liabilities	2,450	1,137	2,552	1,169
Other Liabilities	9,805	16,378	11,058	17,499
Provisions	5,202	4,278	5,583	4,605
Government grants	57	57	57	57
Deferred revenue	1,400	1,128	1,400	1,146
Current tax liabilities (net)	393	-	452	62
	130,746	169,372	138,466	175,555
Total liabilities	163,976	204,352	179,717	218,583
Total equity and liabilities	467,836	502,274	537,275	568,653

S.R. Batliboi & Co. LLP, Gurugram
for Identification



Statement of Cash Flows for the six months ended 30 September 2022


(INR in lacs)

Particulars	Standalone		Consolidated	
	30 September 2022	30 September 2021	30 September 2022	30 September 2021
	Unaudited	Unaudited	Unaudited	Unaudited
Operating activities				
Profit before tax	16,064	13,956	18,111	47,643
<i>Adjustments to reconcile profit before tax to net cash flows:</i>				
Depreciation of property, plant and equipment	6,185	5,535	6,470	5,535
Amortisation of intangible assets	219	152	855	152
Depreciation of Right-of-use assets	1,419	939	1,620	939
Employee stock options	322	255	348	255
Cash Incentives	-	24	-	24
Unrealised foreign exchange differences	426	(78)	509	(78)
Loss/(gain) on disposal of property, plant and equipment	34	17	39	17
Provision no longer required written back	(11)	(432)	(11)	(432)
Allowances for doubtful debts and advances	89	110	92	110
Interest Income	(3,383)	(2,535)	(3,553)	(2,535)
Finance costs	420	959	530	959
Deferred income on Government Grant	(29)	(29)	(29)	(29)
Share of Profit of a Joint Venture	-	-	-	(1,017)
Unwinding of discount due to passage of time	(209)	-	(209)	-
(Gain) on remeasurement of lease liabilities	(8)	-	(8)	-
Exceptional items				
- Gain on conversion of a Joint Venture into a Subsidiary	-	-	-	(32,670)
Working capital adjustments:				
Decrease/ (Increase) in inventories	8,815	(349)	6,697	(349)
(Increase)/ Decrease in trade receivables	14,053	4,761	13,778	4,761
Decrease/ (Increase) in financial assets	(323)	522	5	522
Increase in other assets	6,957	(7,039)	7,058	(7,039)
(Decrease)/ Increase in trade payables, other financial liabilities and other liabilities	(39,941)	(44,787)	(38,657)	(44,787)
Decrease/ (Increase) in provision and deferred revenue	602	(97)	806	(97)
	11,701	(28,116)	14,451	(28,116)
Income tax paid	(2,899)	(6,072)	(3,828)	(6,072)
Net cash flows from operating activities	8,802	(34,188)	10,623	(34,188)
Investing activities				
Purchase of property, plant and equipment including intangibles and capital work in progress	(17,145)	(5,847)	(17,593)	(5,847)
Proceeds from sale of property, plant and equipment	80	26	82	26
Proceeds/ (Investment) in bank deposits (having original maturity of more than 3 months)	(17)	(7)	303	(7)
Acquisition of subsidiary	-	(42,484)	-	(42,484)
Interest received	3,069	2,373	3,233	2,373
Net cash flows (used in)/ from investing activities	(14,013)	(45,939)	(13,975)	(45,939)
Financing activities				
Interest paid others	(83)	(50)	(152)	(50)
Interest on lease liabilities	(337)	(132)	(337)	(132)
Payment of lease liabilities	(1,123)	(862)	(1,357)	(862)
Dividend paid	(6,344)	(6,344)	(6,344)	(6,344)
Net cash flows used in financing activities	(7,887)	(7,388)	(8,190)	(7,388)
Net (Decrease)/ increase in cash and cash equivalents	(13,098)	(87,515)	(11,542)	(87,515)
Cash and cash equivalents at the beginning of the year	152,576	206,046	161,017	206,046
Add: Cash and cash equivalents of the acquired Company	-	-	-	944
Cash and cash equivalents at the end of the year	139,478	118,531	149,475	119,475
Non-cash investing activities				
Acquisition of Right-of-use assets	(178)	4,618	55	4,618

S.R. Batliboi & Co. LLP, Gurugram

for Identification

For and on behalf of the Board of Directors



Arvind Uppal
Chairman

Place : Gurugram

Date : 01 November 2022